

## Hazardous Gases on Agricultural Operations

T. Sauv , P.Eng.

### INTRODUCTION

This factsheet focuses on dangerous gases found around farm operations and the safety precautions required to reduce exposure to them.

Hazardous gases on farms are found in silos, manure storages, anaerobic digesters, grain bins and improperly ventilated barns. Essentially, structures that provide a confined space in which gases can accumulate to dangerous levels or deprive the air of enough oxygen to sustain life.

Plant material stored in a silo ferments, allowing the crop to be stored for a long time. However, the fermentation process uses up oxygen, produces carbon dioxide and, under certain conditions, nitrogen dioxide, as byproducts. This results in an environment unsuitable for humans soon after the silo is filled, lasting for up to 2 weeks.

Manure that is stored for a long time undergoes anaerobic decomposition, which produces manure gases. Warm weather and poor ventilation can increase the concentration of these gases. Liquid manure tanks and anaerobic digesters can contain toxic levels of gases or can be devoid of oxygen. High levels of hydrogen sulphide gas can also deteriorate exposed concrete above the liquid manure surface.

### HYDROGEN SULPHIDE

Hydrogen sulphide ( $H_2S$ ) is the most dangerous of the manure gases. It is classified as a chemical asphyxiant because it immediately chemically interacts with the blood's hemoglobin to prevent oxygen from being carried to the body's vital organs and tissues. It is produced from the anaerobic decomposition of organic materials such as manure. Its characteristic rotten egg smell is easy to detect at low concentrations, but at higher concentrations,  $H_2S$  paralyzes the sense of smell. In high concentrations, hydrogen sulphide causes instant paralysis and death.

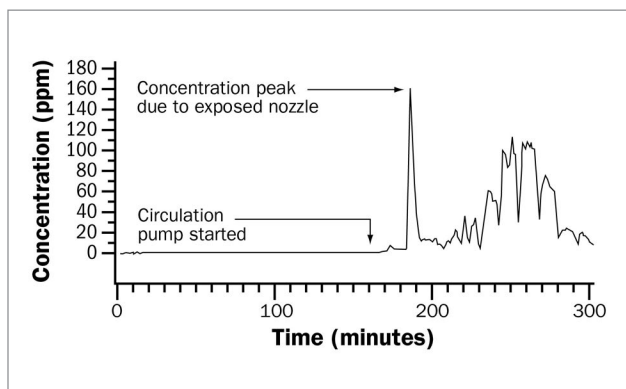
Table 1 outlines the effect of hydrogen sulphide at various concentrations. Hydrogen sulphide is heavier than air, therefore it tends to stay just above the surface of the manure. Ventilation systems and wind effects can cause the gas to move up into the barn space towards an exhaust fan or open window. The release of hydrogen sulphide is relatively low when manure remains undisturbed and the outside temperature is low. However, hydrogen sulphide levels can reach dangerous levels in seconds when a tank or pit is agitated, especially if splashing or surface agitation takes place (Figure 1). Extra precautions are required when dealing with an under-floor manure storage (see *Management Options – Manure Storages*). Several deaths have occurred when workers have entered manure storages or the room above one in an attempt to save someone who had been overcome by hydrogen sulphide.

**Table 1.** Hydrogen sulphide effects on humans at various concentrations

H <sub>2</sub> S Concentration	Effect on Humans
4 ppm	Easily detectable, moderate odour
10 ppm	Eye irritation
27 ppm	Unpleasant odour
100 ppm	Coughing, eye irritation, loss of sense of smell after 2–15 min exposure
200–300 ppm	Eye inflammation and respiratory tract irritation after 1 hour
500–700 ppm	Loss of consciousness and possible death in 30–60 min
800–1,000 ppm	Rapid unconsciousness, cessation of respiration and death
>1,000 ppm	Diaphragm paralysis on first breath, rapid asphyxiation

Source: American Society of Agricultural and Biological Engineers, ASABE EP470.1 OCT2011 (R2016) Manure Storage Safety.

Hydrogen sulphide gas is a major concern for agricultural biogas systems. It can be present in many structures related to the production and consumption of biogas and can contain other hazardous gases. For management options of hydrogen sulphide in agricultural biogas systems, consult the OMAFRA Factsheet, *Hydrogen Sulphide in Agricultural Biogas Systems*.



**Figure 1.** H<sub>2</sub>S gas concentration during pit agitation.  
Source: [Patni, N.K., and S.P. Clarke, ASABE, 2003.](#)

## METHANE

Methane (CH<sub>4</sub>) is a colourless, odourless, non-toxic but combustible gas, generated by anaerobic digestion of organic material. If stored and managed properly, it can be used as a fuel source for internal

combustion engines, or cleaned and injected in the natural gas grid. It is lighter than air and therefore tends to rise from the manure storage. In well-ventilated livestock buildings, methane is unlikely to cause problems, however, in covered and in-barn storages, methane becomes trapped, and the concentration can reach dangerously explosive levels.

Agitating manure in a liquid storage results in a rapid increase in the release of manure gases and methane. If allowed to accumulate in an enclosed space, methane gas causes explosions. Improperly designed plumbing pipes in staff rooms can also accumulate explosive levels of methane. One solution is to equip floor drains with water traps to prevent the migration of methane from the manure storage back into the staff room.

[Clause 78, Part VIII](#), in [Ontario Regulation 267/03](#), created under the [Nutrient Management Act, 2002](#), requires that all new liquid manure storages provide some form of ventilation to prevent the accumulation and/or intensification of corrosive, noxious or explosive gases.

The [American Society of Agricultural and Biological Engineers](#) provides guidance for the management of hazardous gases with two published standards:

- *Manure Storage Safety*, ASABE EP470.1 OCT2011 (R2016)
- *Ventilating Manure Storages to Reduce Entry Risk*, ANSI/ASABE S607 OCT2010 (R2019)

Both standards offer management options to minimize the risks — asphyxiation, poisoning and explosions — to humans and livestock exposed to manure gases when entering confined-space manure storages and to minimize the potential for drowning at manure storage sites.

A series of incidents in North America involving fires in hog barns caused by dangerous levels of methane have been a major concern lately. For more information on the causes and management practices of fires in hog barns, review the OMAFRA factsheet [Methane Gas in Hog Barns](#).

---

## AMMONIA

Ammonia (NH<sub>3</sub>), a colourless gas with a characteristically pungent odour, is produced by the decomposition of nitrogen compounds in animal manures. Classified as an irritant, this gas is lighter than air and can predispose livestock to various respiratory diseases if they are exposed to a significant level for an extended period of time.

Ammonia irritates the eyes at levels in the range of 20–50 ppm, depending on the sensitivity of the person or animal. This gas is found mainly in swine, poultry and rabbit buildings, however, it can also be a problem in manure composting operations. As a guideline, if livestock or humans develop irritated eyes, improve the ventilation in the building.

## CARBON MONOXIDE

Carbon monoxide (CO) is a colourless, odourless and extremely dangerous gas. It is classified as a chemical asphyxiant because it immediately chemically interacts with the blood's hemoglobin to prevent oxygen from being carried to the body's vital organs and tissues. It is the product of incomplete combustion by appliances or motor vehicles fueled by gaseous (e.g., propane, butane) or liquid (e.g., gasoline, diesel, fuel oil) or even solid fuels (e.g., wood or charcoal). This occurs when combustion appliances or engines are not functioning properly or are located in a low-oxygen environment. Generally, they do not pose a health hazard when maintained and used as per the operator specifications but may cause carbon monoxide poisoning when used in confined spaces or areas with low ventilation. Several types of appliances or motor vehicles can release CO and cause poisoning in a farm environment:

- heating appliances such as furnaces, fireplaces, stoves or portable heaters using gaseous, liquid or solid fuels
- combustion engines used in vehicles, such as tractors, trucks, snowmobiles, boats or all-terrain vehicles
- household appliances using natural gas or propane such as ranges, refrigerators or water heaters
- power tools such as lawnmowers and trimmers, chainsaws, pressure washers, welders, concrete saws or standby electrical generators
- outdoor appliances such as barbecues, oil lamps or heaters

## CARBON DIOXIDE

Carbon dioxide (CO<sub>2</sub>) is colourless and odourless. It is the product of respiration of both plant material and animals and is found naturally in the atmosphere. Open-flame, non-vented space heaters also contribute carbon dioxide to the surrounding air space, as one of the products of combustion. Carbon dioxide is heavier than air and, like hydrogen sulphide, tends to accumulate just above the animal pen floor, surface of manure in a manure tank or silage surface in a silo. The main danger with carbon dioxide is that it can create an oxygen deficiency, resulting in asphyxiation or suffocation. Properly ventilated livestock buildings do not generally contain dangerous levels of carbon dioxide, however, lethal concentrations can be found in sealed silos, liquid manure storages and grain storages.

As part of the ensiling process, living plant material quickly uses up available oxygen and dies. During this respiration process, oxygen is converted to water and carbon dioxide. Carbon dioxide displaces the oxygen in a sealed silo, making this environment unsuitable for humans without an external air supply.

## NITROGEN DIOXIDE

Nitrogen dioxide (NO<sub>2</sub>) is a dangerous chemical asphyxiant produced as a result of chemical reactions that take place almost immediately after plant material is placed into a silo. Even short-term exposure can result in sudden death. Nitrogen dioxide has a characteristic bleach-like odour and may be visible as a reddish-brown haze. It is heavier than air, so it will tend to stay just above the silage surface. It may also flow down silo chutes and into feed rooms.

Weather conditions and cultural practices will affect the amount of nitrates in plant material, which in turn will set the stage for the production of nitrogen dioxide in the silo. For example, a dry period during the growing season followed by abundant rainfall will encourage a corn crop to take up high levels of dissolved nitrates. If the corn is harvested before the nitrates can be converted to proteins, nitrous oxide (N<sub>2</sub>O) and nitric oxide (NO) are produced. Unstable NO combines with oxygen to form deadly nitrogen dioxide.

When inhaled, nitrogen dioxide dissolves in the moisture on the internal lung surface to produce a strong acid called nitric acid. Nitric acid burns the lung tissues, which is followed by massive bleeding and death. Repeated exposure to lower concentrations of nitrogen dioxide will cause chronic respiratory problems, including shortness of breath, coughing and fluid in the lungs.

### SAFE GAS LEVELS

The [American Conference of Governmental Industrial Hygienists](#) has established maximum safe gas concentrations, or threshold limit values, for an 8-hour work day and 40-hour work week for humans (Table 2). Although threshold limit values have not been established for animals, many researchers have suggested that animal responses are likely similar to humans.

**Table 2.** Threshold limit values (time weighted average) for maximum gas concentrations in humans

Gas	Threshold Limit Value
Hydrogen sulphide (H <sub>2</sub> S)	10 ppm
Ammonia (NH <sub>3</sub> )	25 ppm
Methane (CH <sub>4</sub> )	1,000 ppm
Carbon monoxide (CO)	25 ppm
Carbon dioxide (CO <sub>2</sub> )	5,000 ppm
Nitrogen dioxide (NO <sub>2</sub> )	3 ppm

Source: ASABE Manure Storage Safety EP470.1 Standard, OCT2011 (R2016).

### GAS DETECTION MONITORS

All of these hazardous gases can be measured with appropriate test equipment. Although much of the equipment is expensive and requires periodic re-calibration, there are some very reasonably priced gas detection tubes and handheld monitors commercially available from safety and scientific supply stores.

The most economical approach is to monitor gases with reactor tubes in which the gas changes the colour of a reactant and gives a good estimate of its concentration. These reactor tubes can be used with a calibrated pump to draw a measured sample of gas through the tube and obtain the result within a few minutes. However, to take an air sample, the person operating the pump must be present in the confined space, which risks being exposed to a potentially hazardous atmosphere.

These tubes are also available as passive dositubes that react slowly when exposed to the environment containing the gas of interest and yield an average gas concentration over time. Depending on the gas, the required exposure time would vary from several hours to as much as 2 days.

Commercial handheld monitors available from safety and scientific supply stores can also measure hazardous gases (Figure 2). Handheld detectors monitor environmental gases constantly, are compact in size and sound an alarm when a dangerous gas level is detected. They can be equipped with a sampling hose and pump used to monitor the atmosphere of a confined space from outside harm's way. When purchasing a gas monitor, note whether the unit can be calibrated at the farm or has to be serviced. Certain units will stop working if the calibration has expired.

Operating the calibrating equipment requires minimal training. The monitors cost from \$350–\$600 for one gas; multi-gas monitors equipped with a pump may cost up to \$1,500. An alternative to purchasing the equipment is to rent the unit and the appropriate personal protective equipment (PPE) from a specialized safety supply store for a week or two. Specialized stores provide training services with rental equipment or are in contact with local training providers. The key is to plan ahead if the farming operation requires personal protective equipment.



**Figure 2.** Example of handheld multi-gas detector used to monitor concentration of oxygen, hydrogen sulphide and explosive gas (% LEL means lower explosive limit), available at safety supply stores.

---

## MANAGEMENT OPTIONS

### Manure Storages

- Ensure covered manure storages are ventilated to prevent the accumulation of all hazardous gases.
- Always maintain at least 0.3 m (1 ft) of freeboard between the manure surface and the bottom of the slats to prevent animals from routinely breathing hydrogen sulphide and carbon dioxide.
- Post a “Danger, Deadly Gases” warning sign in a visible location near each pump-out station.
- Do not agitate the liquid manure in storage unless absolutely necessary. If agitation is necessary, keep the agitator below the liquid surface and do not direct the stream of agitated manure towards a post or wall. Research has shown that gas levels will increase to lethal levels in seconds when splashing or surface agitation takes place (Figure 1). Remove all livestock, if possible, before agitating and emptying. Monitor gas levels in the barn.
- If the barn has under-floor (pit) ventilation and the porosity of the slatted floor is such that an air velocity through the slats of at least 0.10 m/sec (20 ft/min) can be obtained, use the pit ventilation system. Ensure that any openings such as pump-out ports are sealed off. For the pump-out port, this might require the use of a piece of plywood or flexible skirt to fit around the tractor-driven pump. This will maximize the amount of air being drawn from the room down through the slats. If gas detection equipment is available, monitor gas levels in the barn.
- If the barn does not have under-floor ventilation, or if conditions are such that an air velocity down through the slats of at least 0.10 m/sec (20 ft/min) cannot be obtained, provide maximum room ventilation. Be aware that there exists a greater risk when there is no under-floor ventilation. Do not enter the barn during or immediately following pumping or agitation. If gas detection equipment is available, monitor gas levels in the barn.
- It is highly recommended that a hydrogen sulphide gas monitor with an alarm is used to monitor gas levels in the barn, whenever this type of storage is agitated or emptied (Figure 2). In addition, consider taking hydrogen sulphide awareness training, available from consultants in Ontario.
- When flushing gutters, provide maximum ventilation. Do not enter the barn during or immediately following flushing. If gas detection equipment is available, monitor gas levels in the barn.
- Ideally, locate all pump-out openings outside the building to eliminate the danger of working in a confined area. Surround them with a safety railing.
- Do not attempt to rescue an animal if it collapses during pumping or agitation. Turn off the pump, provide maximum ventilation and wait a reasonable time before entering the barn. If gas detection equipment is available, ensure a safe concentration level prior to entering.
- Avoid any source of ignition, such as smoking, in the barn or near a manure storage facility. Avoid operating welding equipment in confined spaces without testing and monitoring the atmosphere and providing constant ventilation.
- Covered manure storages, even when empty, should only be entered by trained personnel equipped with suitable self-contained breathing apparatus. Never assume that gas levels are safe.
- If a rescue becomes necessary, call your local fire department. Do not attempt a rescue on your own.
- If you suspect that you have been exposed to high levels of manure gas, consult your physician or the anti-poison centre immediately.
- Inspect the safety fence periodically to ensure there are no openings and that warning signs are still in place.
- Ensure that modifications to the ventilation system or any reconfiguration of the livestock building do not affect the venting of hazardous gases in under-barn manure storages. Consult an agricultural engineer when making structural or ventilation modifications where an under-barn manure storage is present.



---

## Liquid Manure Tankers

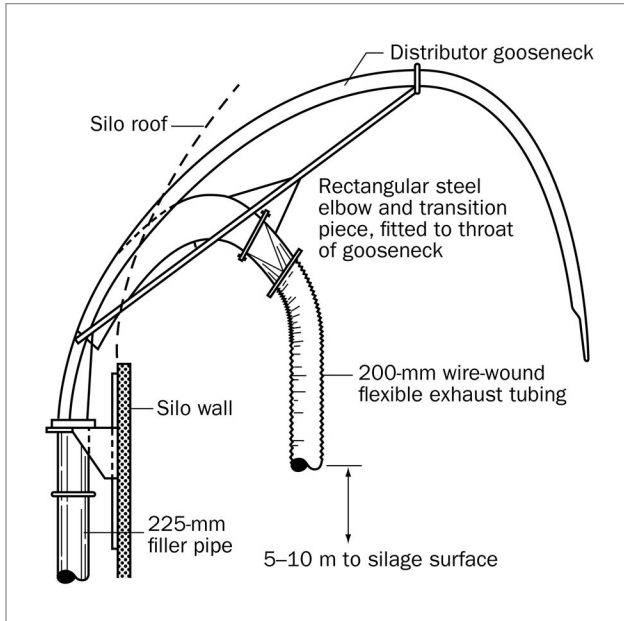
- Never assume a tanker is safe to enter, even when empty. Hydrogen sulphide, which is heavier than air, will collect at the bottom of the tanker and remain there, even though there is an opening at the top. In August 2000, three men lost their lives during an attempted repair of a manure tanker and the subsequent rescue effort. Never enter a liquid manure tanker unless you are equipped with suitable self-contained breathing apparatus.
- When working around liquid manure storages and tankers, farm workers can protect themselves by wearing a pocket-sized hydrogen sulphide monitor that will sound an alarm when dangerous gas levels are reached.
- Newer liquid tankers are equipped with safety hatches to prevent unauthorized entry. However, a large number of older units in use across Ontario do not have a safety hatch. Retrofit these tankers with a safety hatch on the top opening to prevent unauthorized entry. These safety hatches can be purchased from a number of farm equipment dealers or can be custom made. Figure 3 shows an example of a safety hatch.



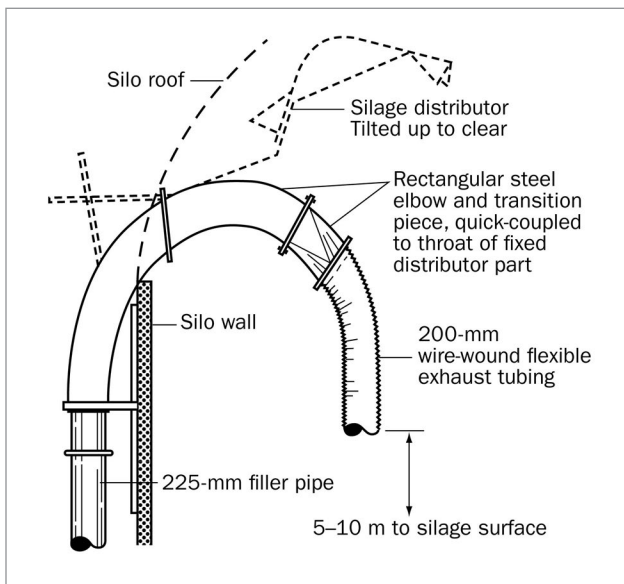
**Figure 3.** Safety hatch for liquid manure tanker.

## Silos

- Post a “Danger, Deadly Gases” warning sign in a visible location near the silo.
- Do not allow children or visitors near the silo for 3 weeks after filling.
- Provide sufficient feed room ventilation to exhaust any silo gas that might have spilled down from the silo.
- Check with your local fire department to see if pressure-demand remote breathing apparatus is part of their emergency equipment. Self-contained breathing apparatus (i.e., scuba) equipment is not suitable because of the air tank. It is sometimes too big for climbing the silo chute or the outside ladder-cage or too small to contain enough reserve air to rescue someone.
- During filling, adjust the distributor as needed to level the silage. Do not level the material by hand.
- If it is necessary to enter the silo when filling is complete, do so immediately following the last load, on the same day. Remember to leave the blower running while inside.
- Oxygen-limiting silos are a special case and should never be entered. If it becomes absolutely necessary to enter such a silo, it is essential that an external air supply is worn and back-up emergency safety measures are in place. Consult publication [\*133 Alert: Atmospheric Hazards Associated with Oxygen-Limited Structures \(Silos\) on Farms\*](#) for suggested precautions.
- A top unloader can ventilate a silo effectively. However, if it becomes necessary to service a defective unloader, assume that gases are present. To expel gases before entering, run the forage blower with the chute doors closed and the roof vent open. If the head space is greater than 5 m (16.5 ft), attach a tube adapter to the blower pipe (Figures 4 and 5). For a 7.2-m (24-ft) diameter silo with 5–10 m (16.5–33 ft) of head space, let the blower run for 30 min. For larger diameter silos or silos with a deeper head space, increase the ventilation time. Leave the forage blower running while in the silo.
- If someone collapses inside a silo, begin ventilating with the forage blower immediately, as explained above, and contact your local fire department. A fresh air supply is critical for both the victim and rescuers. Never attempt to rescue someone yourself. This has been attempted many times and, without the proper equipment and training, has resulted in many incidents of multiple fatalities.



**Figure 4.** Suggested ventilation adapter for rotary distributors.



**Figure 5.** Suggested ventilation adapter for fin-type distributors.

### Carbon Monoxide

- For all fixed or mobile heating appliances and power tools, read the operation manual and follow routine inspection and maintenance as indicated. Hire contractors to fix the heating appliances on the farm and send the power tools to your local small engine repair shop for maintenance, inspection and repairs (tune-ups).

- Visually inspect and maintain all chimneys and vents of heating appliances for obstruction, debris, signs of rodents, snow or condensation build-up.
- When remotely starting engines, vehicles, or tractors, do so in properly ventilated open areas or use mechanical ventilation equipment as per the Ontario Building Code Section 6.2.2 Ventilation, [Ontario Regulation 332/12](#). Leaving a crack at the bottom of a garage door by slightly lifting it is a prohibited practice.
- Supply sufficient fresh-air when temporarily using gasoline or diesel-powered tools such as concrete cutters, standby generators, welders or pressure washing equipment in a garage, basement, shed, barn or liquid manure pump-out pit.
- Retrofit your unvented propane infrared heaters used in livestock barns with sufficient combustion air supply openings as per the [Gaseous Fuels Code Adoption Document](#) under Ontario Regulation 212/01 (Gaseous Fuels). The use of supplementary fossil fuel heater, such as a propane heater, inside a livestock building is a prohibited practice.

### Agricultural Biogas Systems

Consult the OMAFRA factsheet [Hydrogen Sulphide in Agricultural Biogas Systems](#), for detailed management options for the various structures that store organic materials or produce and are in contact with biogas.

### Farm Labour Concerns and Hazardous Gases

Since 2006, the [Ontario Occupational Health and Safety Act, 1990](#) applies, with some limitations and conditions, to all farming operations that have paid workers, under [O. Reg. 414/05, Farming Operations](#). It does not apply to a farming operation operated by a self-employed person who does not have paid workers.

A hazard alert, [133 Alert: Atmospheric Hazards Associated with Oxygen-Limited Structures \(Silos\) on Farms](#), was published following a fatality in Eastern Ontario involving an unplanned entry in an oxygen-limited atmosphere. The worker was overcome immediately after entering a silo by the hazardous atmosphere. The hazard alert lists

---

relevant legislative requirements for employers and employees and suggested precautions for entry in oxygen-limiting structures, such as training, supervision, work procedures, signage, atmospheric monitoring, PPE (personal protective equipment) and mechanical ventilation. In general, the employer shall take every precaution reasonable for the protection of a worker.

For a more complete overview of legislative requirements and suggested practices, consult the [Guide to the Occupational Health and Safety Act for Farming Operations](#), published by the Ontario Ministry of Labour, (Ministry of Labour, Health and Safety Contact Centre: 1-877-202-0008).

## CONCLUSION

Never assume that the environment inside a silo or manure storage is safe. Do not enter a liquid manure tank or recently filled silo, under any circumstances, without a pressure-demand remote breathing apparatus. These confined spaces often contain lethal concentrations of hazardous gases. Always have a lifeline attached, with a responsible, trained and competent safety person in view of your work. Follow the management suggestions outlined in this factsheet and the legislative requirements of the [Ontario Occupational Health and Safety Act, 1990](#). Post clearly visible warning signs to warn others to stay away.

This factsheet provides basic awareness information on hazardous gases found on agricultural operations. This document does not intend to provide assurance of compliance with occupational health and safety regulations in Ontario. To receive local assistance for compliance with the [Ontario Occupational Health and Safety Act, 1990](#), call Workplace Safety Prevention Services (formerly known as the Farm Safety Association), toll-free at 1-800-361-8855, if you are located in Ontario.

## REFERENCES

- Ontario Ministry of Labour. 2009. Occupational Health and Safety Guidelines for Farming Operations in Ontario, "[Section 7: Hazardous Atmospheres and Confined Spaces](#)." ISBN: 1-4249-0804-3
- Ontario Ministry of Labour. 2011. [Confined Spaces Guideline](#). ISBN: 978-1-4435-6842-5.
- Patni, N.K., and S.P. Clarke. 2003. [Gaseous Emissions in Swine Barns and During Slurry Mixing in Sub-Floor Pits. ASABE Meeting Paper Number 034081](#). American Society of Agricultural and Biological Engineers, St. Joseph, MI, U.S.

This factsheet was revised by Terrence Sauvé, Farmstead Optimization and Safety, Engineering Specialist, OMAFRA, Michel Gagné, Chemist and Industrial Hygienist, Commission des normes, de l'équité, de la santé et de la sécurité du travail (retired).

### Nutrient Management Disclaimer

The information in this document is provided for informational purposes only and should not be relied upon to determine legal obligations. To determine your legal obligations, [consult the relevant law](#). If legal advice is required, consult a lawyer. In the event of a conflict between the information in this factsheet and any applicable law, the law prevails.